

Statistik Pasar Modal Indonesia

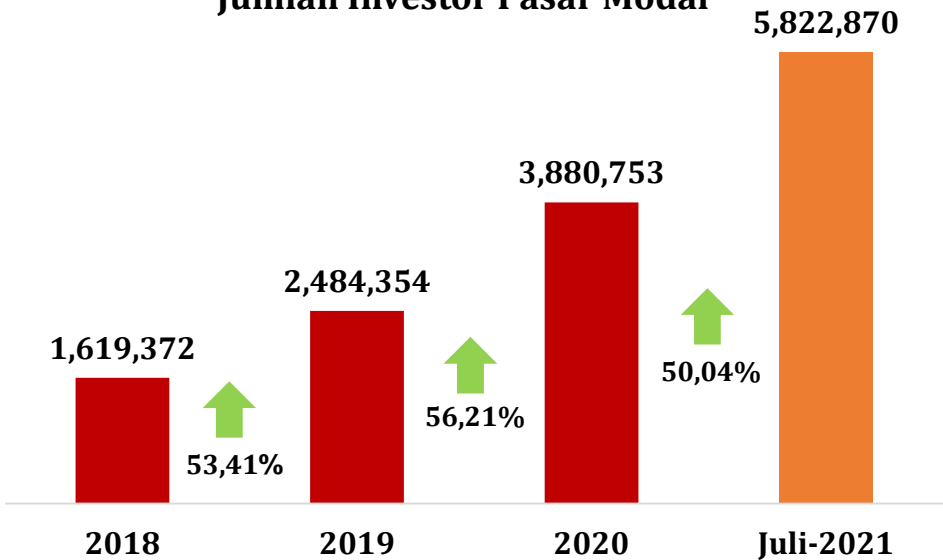


Juli 2021

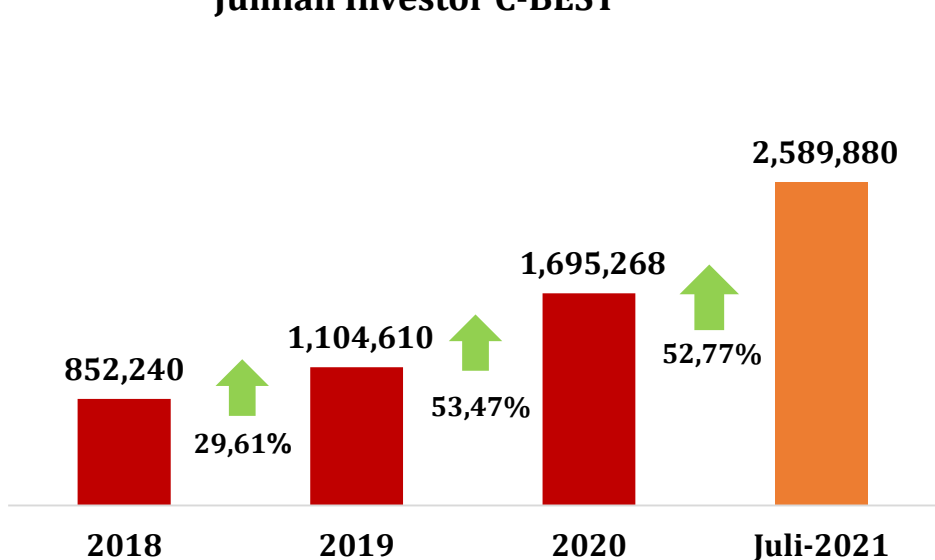
Catatan:

1. Data merepresentasikan posisi hari Bursa terakhir di bulan Juli 2021.
2. Data Demografi dan Sebaran Investor Domestik mencakup seluruh data investor Pasar Modal Indonesia.
3. Nilai aset pada Demografi dan Sebaran Investor adalah data aset yang disimpan C-BEST dan dikelola S-INVEST di KSEI.

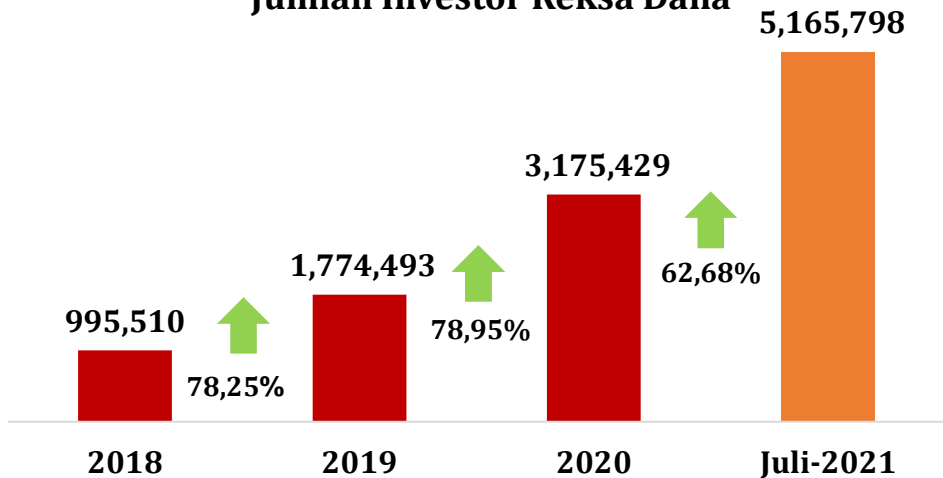
Jumlah Investor Pasar Modal



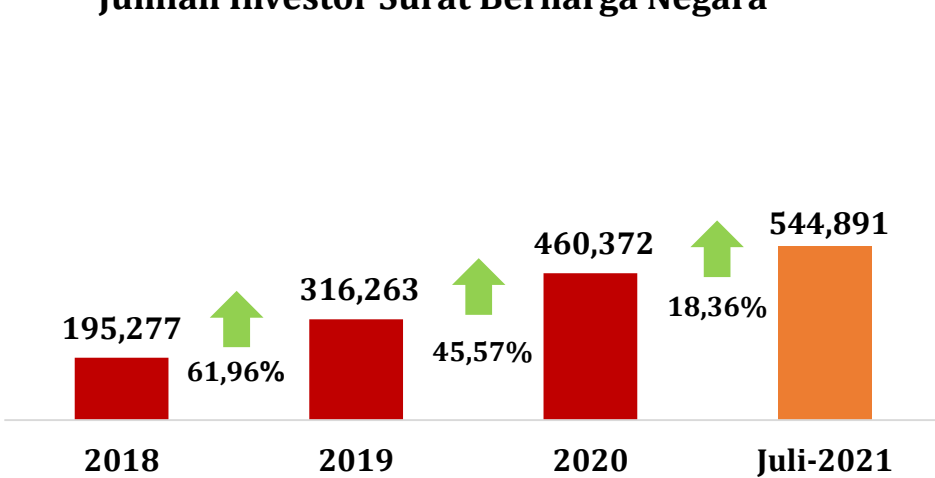
Jumlah Investor C-BEST



Jumlah Investor Reksa Dana



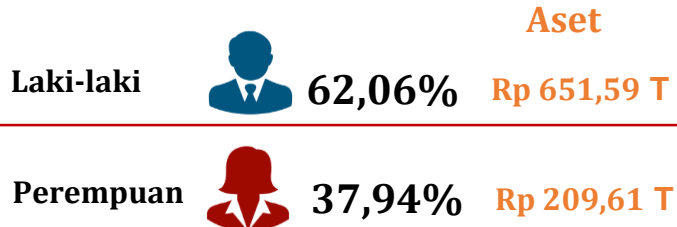
Jumlah Investor Surat Berharga Negara



Demografi Investor Individu


Jenis Kelamin

Jul-21



Usia

Jul-21



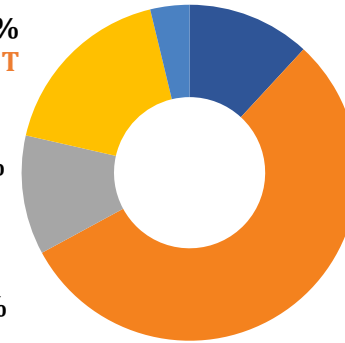
Pekerjaan

Jul-21

Ibu Rumah Tangga 4,70%
Aset: Rp59,25 T

Jul-21
Pelajar 27,67%
Aset: Rp 13,95 T

Jul-21
Pengusaha 13,67%
Aset: Rp 301,00 T

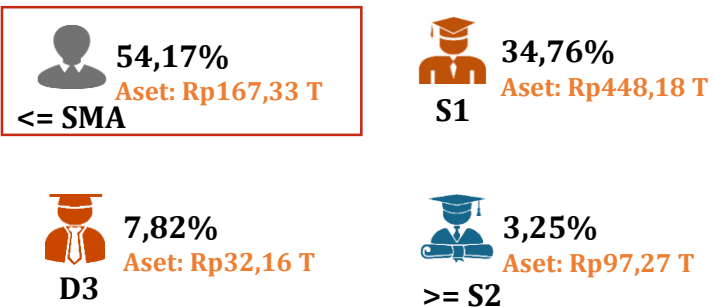


Jul-21
Lainnya 20,03%
Aset: Rp216,84 T

Jul-21
Pegawai (Swasta, Negeri, Guru) 33,93%
Aset: Rp270,91 T

Pendidikan

Jul-21



Penghasilan

34,34%
Aset < Rp10 jt
Jul-21 Rp118,20 T

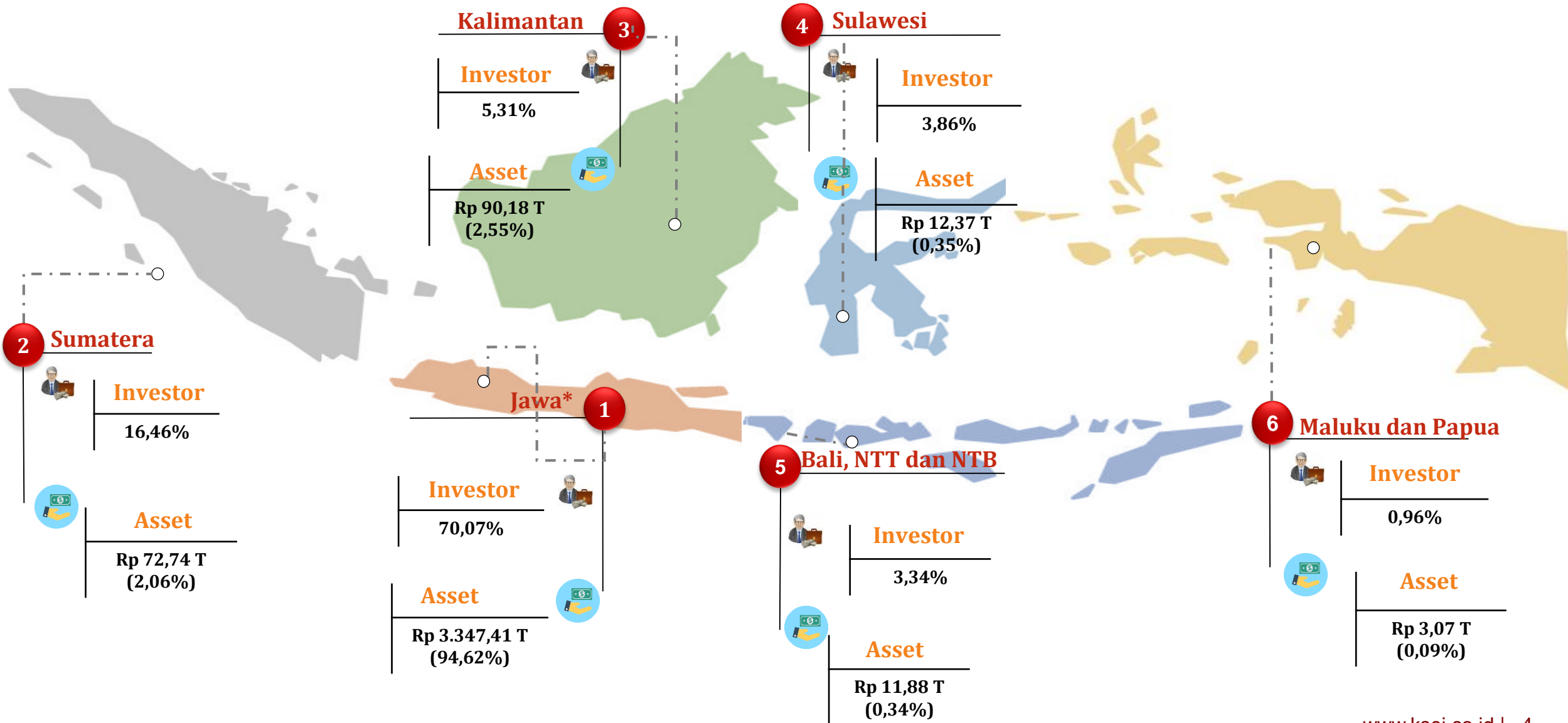
52,50%
Rp10 - 100 jt
Rp145,56 T

10,55%
Rp100 - 500 jt
Rp193,08 T

1,93%
Rp500 jt - 1M
Rp146,06 T

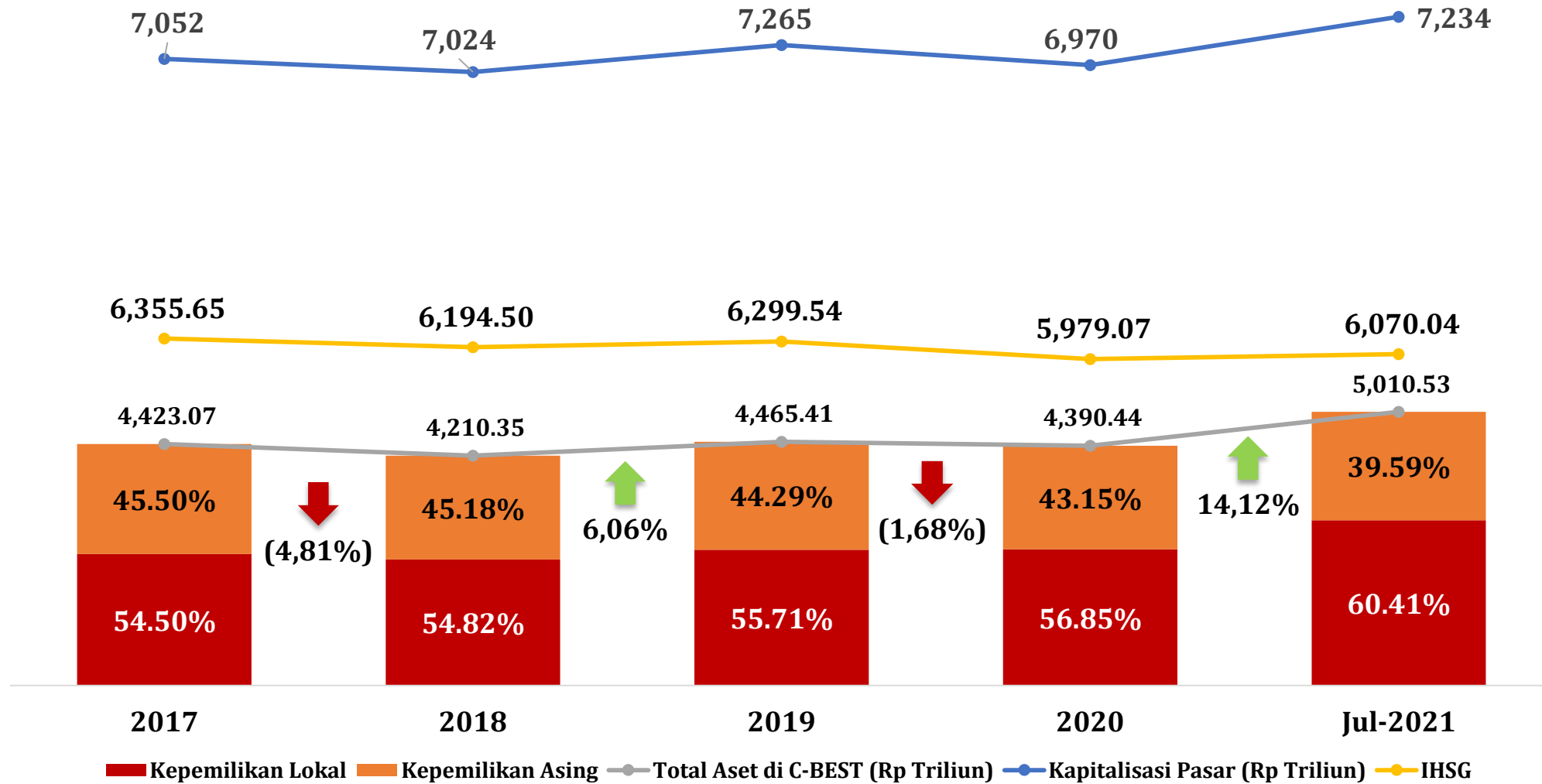
0,69%
>Rp 1M
Rp183,75 T

Sebaran Investor Domestik



*Termasuk Investor DKI Jakarta (SID: 16,43% Aset 84,24% senilai Rp2.980,01 T)

Pertumbuhan Aset Tercatat di C-BEST





PT Kustodian Sentral Efek Indonesia
Gedung Bursa Efek Indonesia Tower 1 Lt.5
Jl. Jend Sudirman Kav. 52-53, Jakarta 12190
Call Center: (62-21) 515 2855
Toll Free: 0800 186 5734

 www.ksei.co.id

 [@ksei.official](https://www.instagram.com/ksei.official)