

Statistik Pasar Modal Indonesia

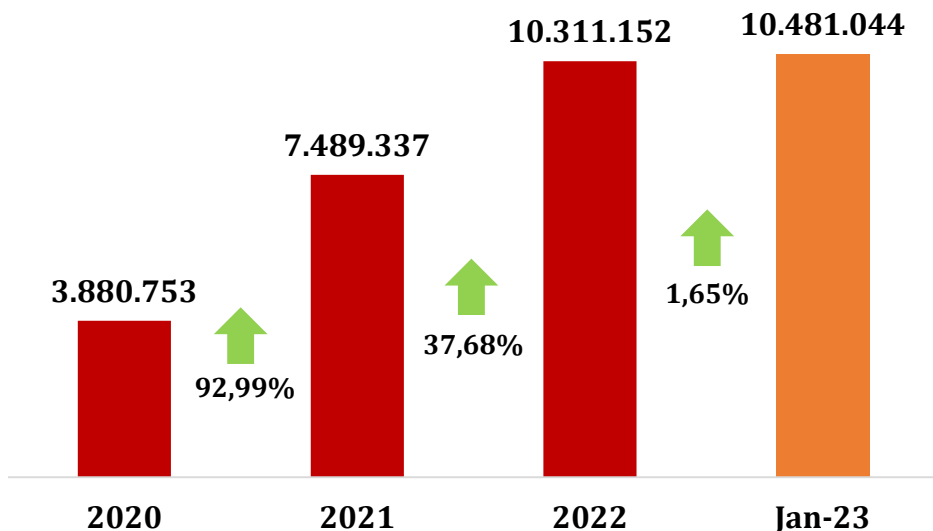


Januari 2023

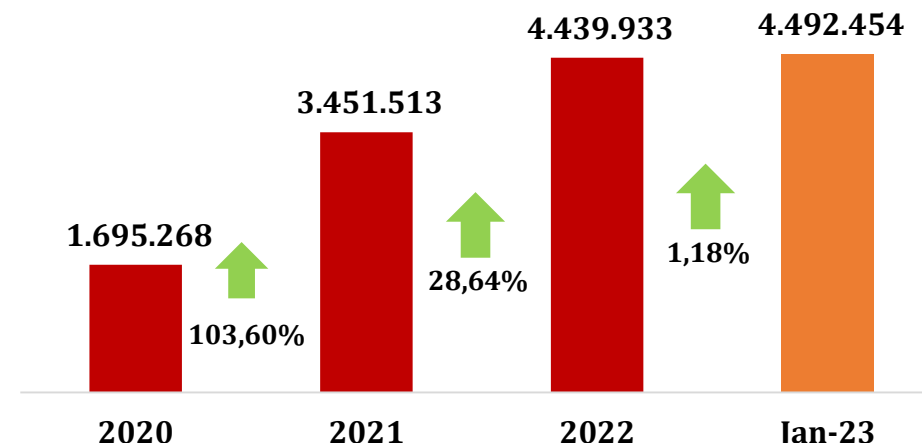
Catatan:

1. Data merepresentasikan posisi hari Bursa terakhir di bulan Januari 2023.
2. Data Demografi dan Sebaran Investor Domestik mencakup seluruh data investor Pasar Modal Indonesia.
3. Nilai aset pada Demografi dan Sebaran Investor adalah data aset yang disimpan dan dikelola di sistem KSEI (C-BEST dan S-INVEST).

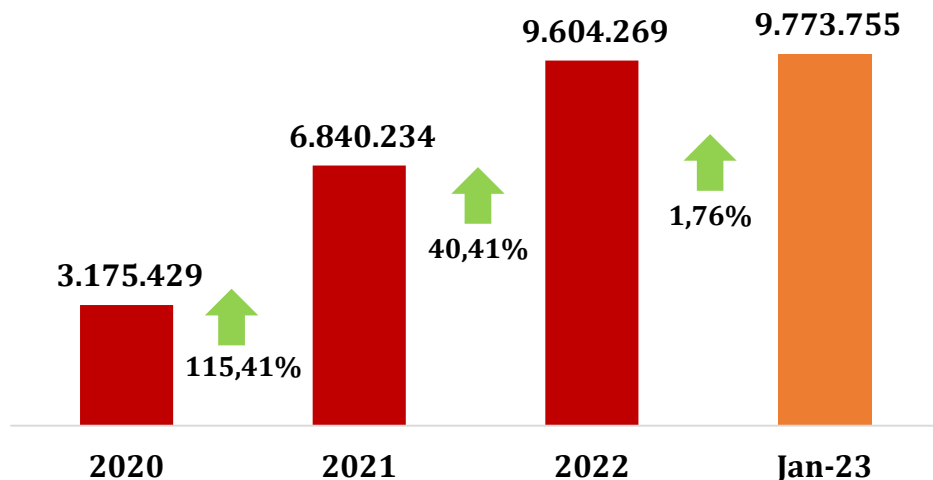
Jumlah Investor Pasar Modal



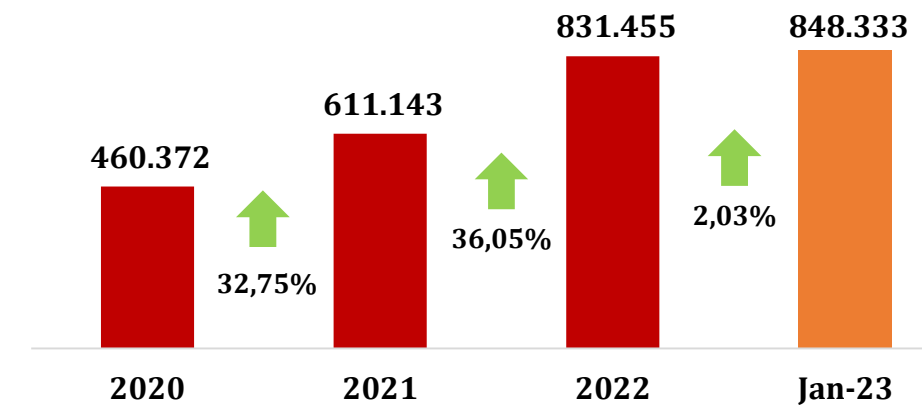
Jumlah Investor Saham dan Surat Berharga Lainnya *



Jumlah Investor Reksa Dana



Jumlah Investor Surat Berharga Negara




Demografi Investor Individu

Jenis Kelamin

Jan-23

Aset (Rp T)

| | | | |
|-----------|---|--------|----------|
| Laki-laki |  | 62,53% | 1.148,22 |
|-----------|---|--------|----------|


| | | | |
|-----------|---|--------|--------|
| Perempuan |  | 37,47% | 280,43 |
|-----------|---|--------|--------|


Usia


Jan-23

Aset (Rp T)

| | | | |
|-------|--|--------|-------|
| <= 30 |  | 58,55% | 52,36 |
|-------|--|--------|-------|

| | | | |
|---------|--|--------|--------|
| 31 - 40 |  | 22,56% | 105,22 |
|---------|--|--------|--------|

| | | | |
|---------|---|--------|--------|
| 41 - 50 |  | 10,89% | 165,19 |
|---------|---|--------|--------|

| | | | |
|---------|---|-------|--------|
| 51 - 60 |  | 5,23% | 244,97 |
|---------|---|-------|--------|

| | | | |
|------|---|-------|--------|
| > 60 |  | 2,77% | 907,53 |
|------|---|-------|--------|

Pekerjaan

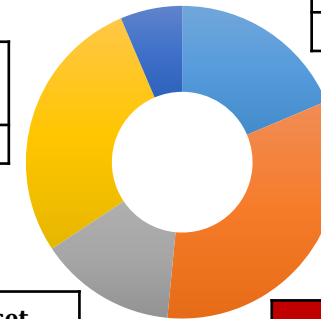
Jan-23

| | |
|------------------|-------------|
| Ibu Rumah Tangga | Aset (Rp T) |
| 6,57% | 75,99 |

| | |
|---------|-------------|
| Pelajar | Aset (Rp T) |
| 27,51% | 21,51 |

| | |
|-----------|-------------|
| Pengusaha | Aset (Rp T) |
| 14,41% | 610,83 |

| | |
|---------|-------------|
| Lainnya | Aset (Rp T) |
| 19,04% | 315,46 |



| | |
|-------------------------------|-------------|
| Pegawai: Swasta, Negeri, Guru | Aset (Rp T) |
| 32,46% | 398,33 |

Pendidikan

Jan-23

Aset (Rp T)

| | | |
|--------|--------|--------|
| <= SMA | 63,16% | 220,99 |
|--------|--------|--------|

| | | |
|----|-------|-------|
| D3 | 6,85% | 41,83 |
|----|-------|-------|

| | | |
|----|--------|--------|
| S1 | 27,43% | 642,20 |
|----|--------|--------|

| | | |
|-------|-------|--------|
| >= S2 | 2,55% | 110,75 |
|-------|-------|--------|

Penghasilan (dalam setahun)

Aset (Rp T)


Jan-23

38,55%



166,91

48,55%



Rp10 - 100 jt

175,62

10,80%



Rp100 - 500 jt

291,91

1,40%



Rp500 jt - 1M

161,52

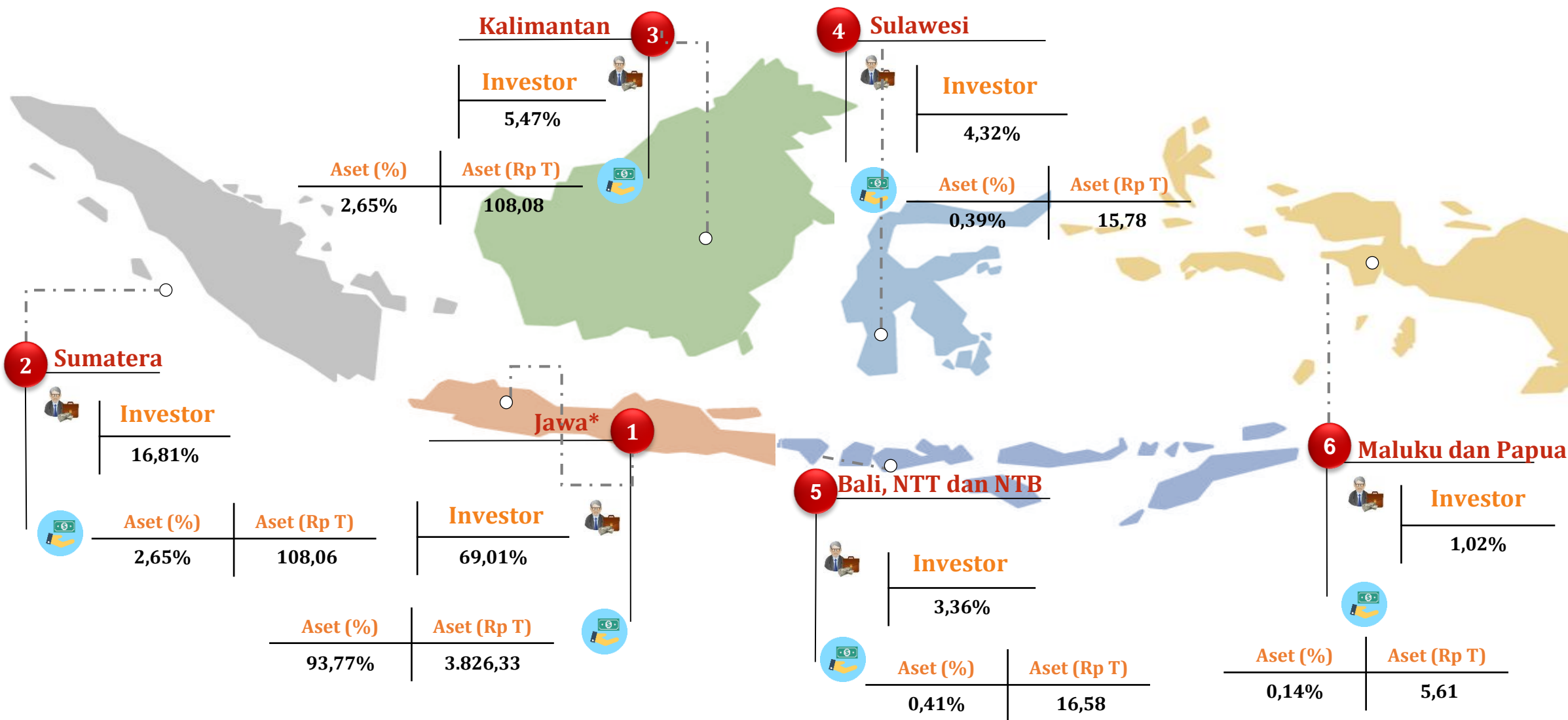
0,71%



>Rp 1M

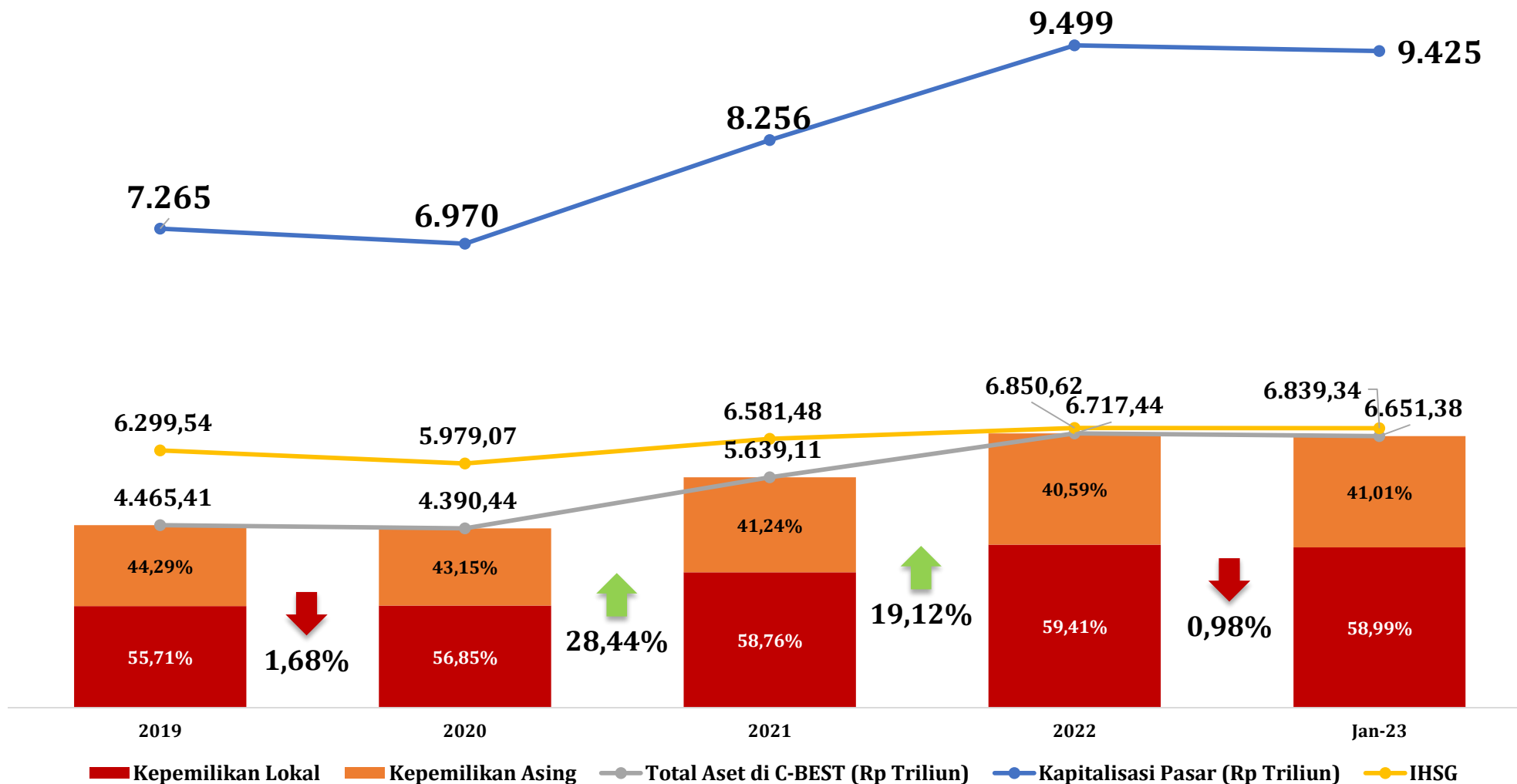
287,60

Sebaran Investor Domestik

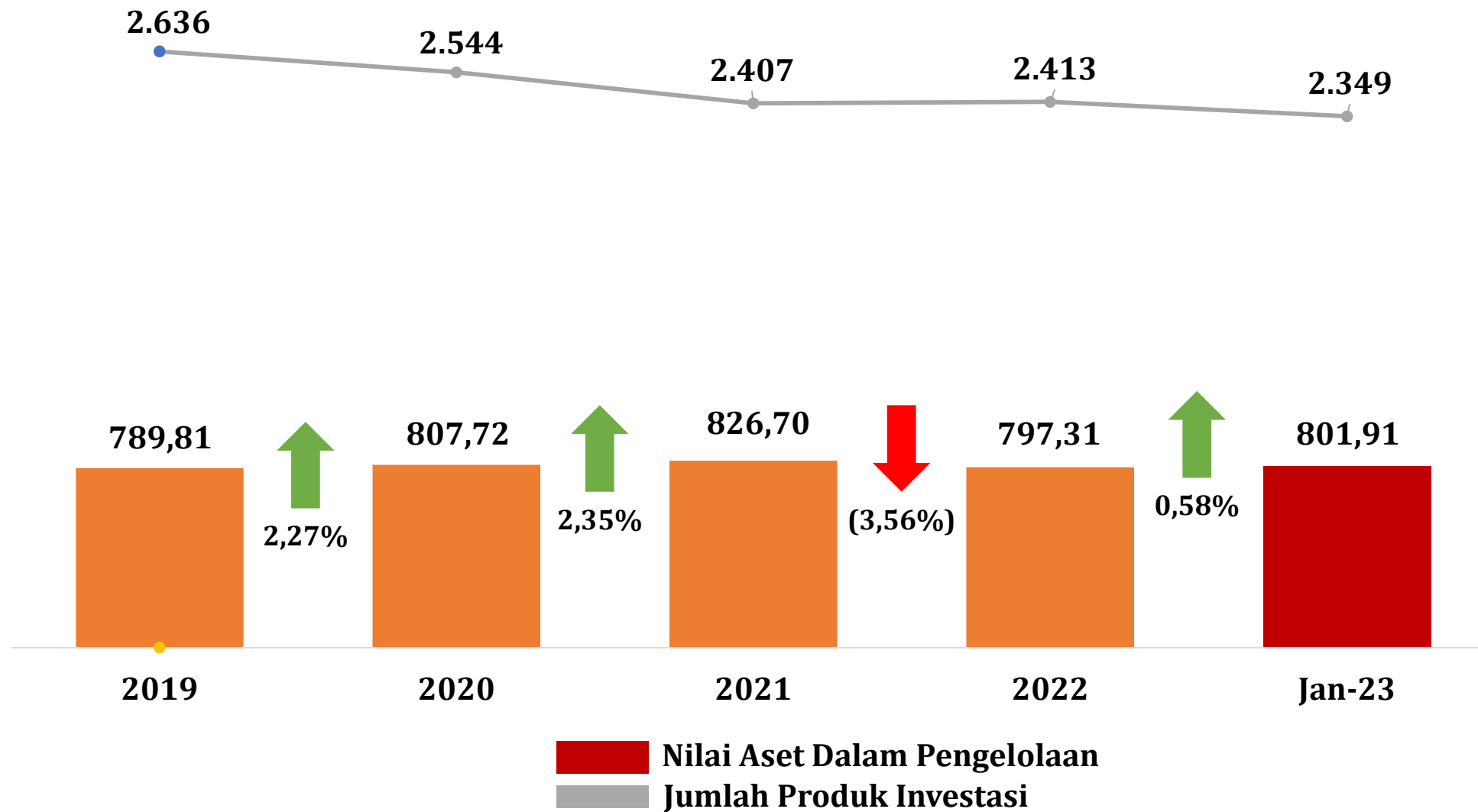


*Termasuk Investor DKI Jakarta (SID: 13,14%; Aset 81,73%; senilai Rp 3.334,80 T)

Pertumbuhan Aset Saham dan Surat Berharga Lainnya yang Tersimpan di KSEI



Pertumbuhan Nilai Aset Reksa Dana Dalam Pengelolaan





PT Kustodian Sentral Efek Indonesia
Gedung Bursa Efek Indonesia Tower 1 Lt.5
Jl. Jend Sudirman Kav. 52-53, Jakarta 12190
Call Center: (62-21) 515 2855
Toll Free: 0800 186 5734

 www.ksei.co.id

 @ksei.official

 @ksei.official

 @OfficialKSEI

 Kustodian Sentral Efek Indonesia (KSEI)

 Kustodian Sentral Efek Indonesia